

Call Board

Volume 46 Issue 4

December 2006

Designing and Building Portable Layouts

Using a Modular approach to design and Construction

Before you set the sawdust flying on that new pike let us show you some new and old ideas on using modules in the early design.

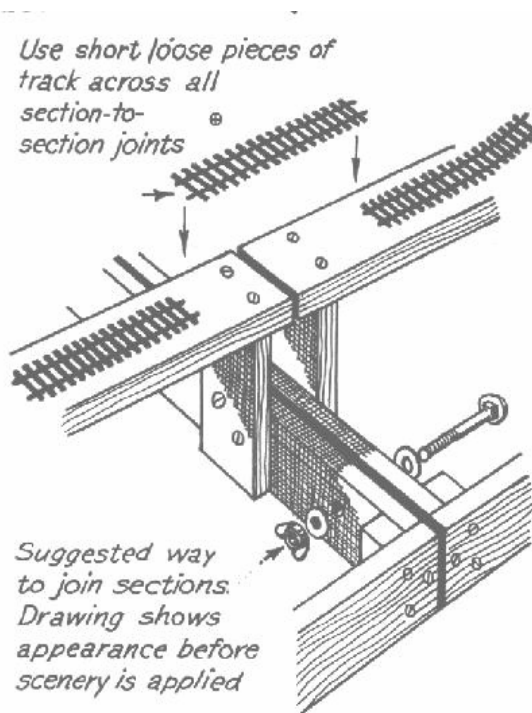
We'll have the people on hand to show you how they employed the "portable" idea whether they were building a large layout or small display units. Portable designs used to be pretty rare but now the idea has really caught on.

If You are stuck for a way to fit a layout into a small space this might be the method you need. Or if fear of moving has you worried, this is the technique that will allow you to get started.

After the Meeting we'll tour Dave Holl's fine layout

2 PM Sunday December 17th at Chapel 3

Division 3 Website: www.modelraildayton.com



SUPER'S NOTES

Let's get rolling...

What a Trainshow!

It was bigger and better than ever. I've heard nothing but rave comments. People who get to a lot of shows tell us that it's the best around because of the wide aisles and so much to see besides just dealers. Many of you helped make it a winner again but special credit should go to Ray Persing, Peter Guise and Leroy Clouser. They took the responsibility to lead and pull it all together. Thanks guys.

This is the Holiday Month

We'll start the month off with our Christmas party on Friday December 15th. Mike Mereness has lined up a great location and caterer at the Xenia Historical Society and at \$11.49 per person you may want to bring guests. The Division will pick up the tax and gratuity. You can still make it if you call me at (513) 897-0970 by Dec. 12th.

What's next

This month we start our winter clinics with some ideas and inspiration on building layouts in a modular or portable fashion. If space has kept you from starting a layout this may be just what you need to know. Building a layout in "parts" or designing a piece that could be moved and used again later or with other folks modules is a great idea.

A good mix of Freight Cars

When you think about developing an operating scheme for a model railroad and you get down to the details you run into the question of what cars should make up your freight roster. Does the roster come first or do the operations dictate what cars to build up? Interesting. If you model a prototype road then you can find the ratio of cars they had (or have) because of the business they did. No surprise that B&O or L&N were heavy in hoppers as coal was their main business. Likewise the granger roads had predominantly box cars for their annual grain traffic. Even the smaller roads sometimes had a special commodity that showed up in the large number of special cars they rostered. So if you pick a type of railroad to model that does a certain type of business, that sets the cars you need.

The NMRA has a new book that can give you the tables and graphs showing railroad company and private car ownership. It's "The Postwar Freight Car Fleet" and it gets down to the details of freight car history and statistics. Check it out at www.nmra.org. It should provide you with all the facts to get started or finish up the development of your freight car fleet.

This old "which should come first, the cars or the industries" question is easier for the freelancer. He or she can just create the industries that support the collection of cars they have. Easy? Well not if you ended up with a string of 50 refrigerator cars and you are building the Alaska Railroad!

I guess that "collecting thing" is another one of the fun and funny parts of this great hobby. I have a string of 1930's billboard reefers that I love to keep acquiring. They don't fit in with the Dayton Union Railway that I model but what the heck. It's my railroad and I can dream can't I?

Welcome New Members

Thanks to Bruce Albright for showing what this Division has to offer at the Trainshow. He signed up a number of new members. So if this is your first Callboard, we hope to see you at the next meeting and find out how we can add to your hobby pleasure. Bruce has also started his Member Aid page in the Callboard and is waiting to pass along tips and the news that we all can use. Get in touch with him if you need any help.

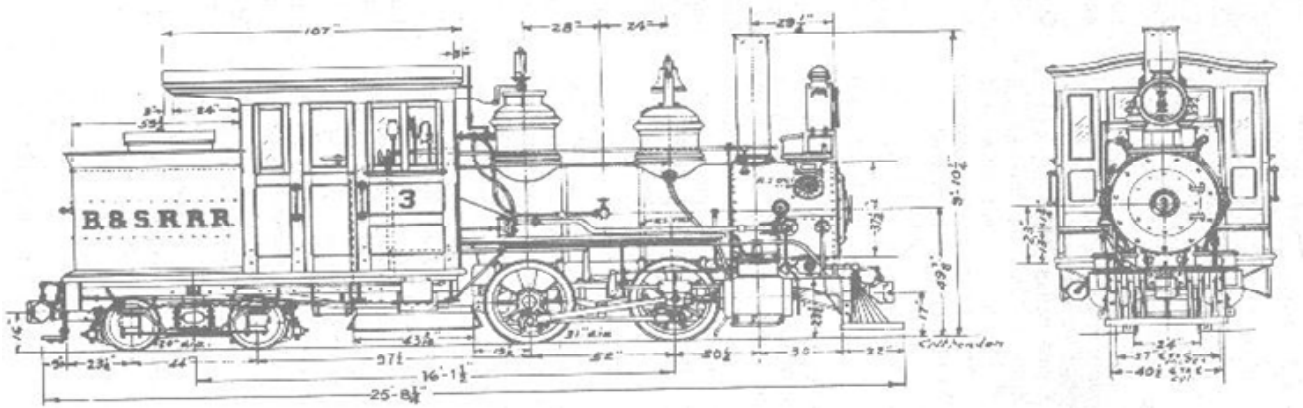
It's never too early to wish everyone seasons greetings. See YOU at the Christmas Party ... and at the next Meeting.

Bob Fink MMR



HAPPY HOLIDAYS

Sharpening Your S K I L L S



AP Program News...

There's a very useful program in the NMRA that can help you develop your skills and get some recognition for your efforts. It's the Achievement Program. Over the years many of us in the Division have worked toward the various awards. For everyone involved it has been fun and rewarding.

Last time I mentioned the Golden Spike Award and how it can get you a "jump start" into the AP program. If you want to go further into the details of the Golden Spike Award let any of the officers know and we'll get you started.

I want to continue with details on one of the least used certificates in the AP program! It's the PROTOTYPE MODELERS AWARD. Few modelers go for it I suppose because it sounds like it would demand an exact model of a large chunk of the prototype. The requirements are not really that stringent. It simply calls for creating scenery "in a prototypical manner". There is no requirement as to how big the scene must be but it must be large enough to include 6 models including a structure, rolling stock, caboose or passenger car and motive power.

The documentation for the scene can be actual photos or printed material. The six models do not have to each win a Merit Award (Score at least 87 1/2 pts. in an NMRA contest). The overall scene is judged using the point range for the Prototype Modeler's category. Areas of judging include Terrain, Structures, Background, Lighting and Realism.

If you have constructed a scene based on an actual area this would be a good time to get the details on achieving this AP Certificate.

We can supply you with the information to get you started so stay tuned.

Train Show Summary

Numbers: 4401 total attendance; 3177 paid attendance We gave out all our tour books for the first time in memory.

Dealer Hall: 78 dealers (2 no-shows, 2 cancellations), 352 tables in the East Hall and 13 in Court 2.(214 are already reserved for next year)

Exhibitor Hall: 18 layouts, 3 kid-ride events (Carillon, Larry's Cart, and Pumpkin Vine), and 14 non-profit/club booths

THE 2006 GIVEAWAY LAYOUT

By Jim Foster

For the third time in four years, your Division built a layout to be raffled off at our November train show at Hara Arena.

This year the layout was in N Scale, but used the same track plan as the HO Scale Layout we built in 2004. It is based on Plan No. 23 in Kalmbach's "101 Track Plans" book and is excellent plan with many opportunities for switching and operation, especially for such a small layout. In my view, it is almost the perfect plan for introducing someone to the fun of operating a model railroad.

The base was the usual 1 x 2's under two pieces of foam, but we experimented with a couple of new techniques this year. One of them was to carve the rockwork adjacent to the stream out of the foam base, and texture it by painting and blowing ballast on it. The effect was terrific and it was fast. Another new thing was more philosophical; we built some of it during Xenia's Rail Fest in a booth in the middle of the festival. I believe this gave us publicity, at least in Greene County, that we might not have otherwise gotten and it was also a blast to build scenery while the public was watching and asking questions. A technique I have never used but tried this year was to spray paint the track with a rust color, rather than painting the rails by hand. We went over to K-Mart and bought the cheapest, meanest red primer they had, and it worked great and looked great (after ballasting and touching up the ties in places). Interestingly, K-Mart needed to see my ID (first time I've been carded in over 30 years) because they are trying to catch people sniffing paint. I told them I only wanted it to spray obscenities on the back of their building and they said that was okay.

We experimented this year with recycled track materials. I bought almost everything necessary, including the turnouts, for \$44[!] in Richmond in February. All of it was made to work. The buildings were built by a variety of volunteers; some were purchased and some were donated. The power pack and a good locomotive, with some cars, were all donated and the result of all this is that the Division made a profit of about \$100 on the raffle. Making a profit may not be the point, but it is not a disadvantage.

The buildings were not permanently affixed to the layout so their arrangement will be at the pleasure of the new owner. I think it is wise to leave some things to be done, as this helps introduce the "craft" part of the hobby. And speaking of the owner, I am proud to report the layout was won by Derek Foremen of Xenia who has always wanted a model railroad but never built one. Ladies and gentlemen, we may have created a new Division member.

So what might be done differently should we build another giveaway layout? Several things have been brought to my attention:

1. I don't think we have met our goal of engaging enough Division members in the construction. This may be because of the size of the layout, or the size of the working space, or did I monopolize too much of the construction?
2. We might be better off building only in HO, since we are trying to enlist new people in the hobby and HO has the most items available.
3. Building in HO would allow more people to work around the layout at one time, addressing No. 1 above.
4. Is the venue (the little house in Xenia) too small for a large group? If we decided this was so, that means a better location would have to be found, and I'm not sure that would be easy to do.

(Continued on page 5)

(Continued from page 4)

Anyone with ideas or suggestions may contact me or Richard Davoust.

I'd like to thank everyone who participated this year, and I'd like to especially thank the Greene County Historical Society in general, Richard Strous and Bill Carey in particular, for the use of the little house. The goals of the project were met.



Bring in a friend. Bring home a locomotive.

Sign me up as an NMRA member and enter me in the drawing!

_____ Regular NMRA member: \$36/year, all rights and benefits but no *Scale Rails*

_____ Regular NMRA member: \$48/year, all rights and benefits including *Scale Rails*

Other membership package options are available. Visit www.nmra.org for details.

Name _____

Address _____

City _____ State _____ Zip _____

Name of referring NMRA member (print) _____

Referring member's NMRA# & expiration _____

Check here to receive your Region's newsletter. Just \$6 for the first year!

Payments must be made in U.S. FUNDS ONLY. Make checks payable to NMRA. We also accept MasterCard, Visa, American Express and Discover.

Credit card

Security code on back of card

Expiration Cardholder signature _____
Month Year

Mail to:
NMRA Membership Contest
4121 Cromwell Rd.
Chattanooga, TN 37421

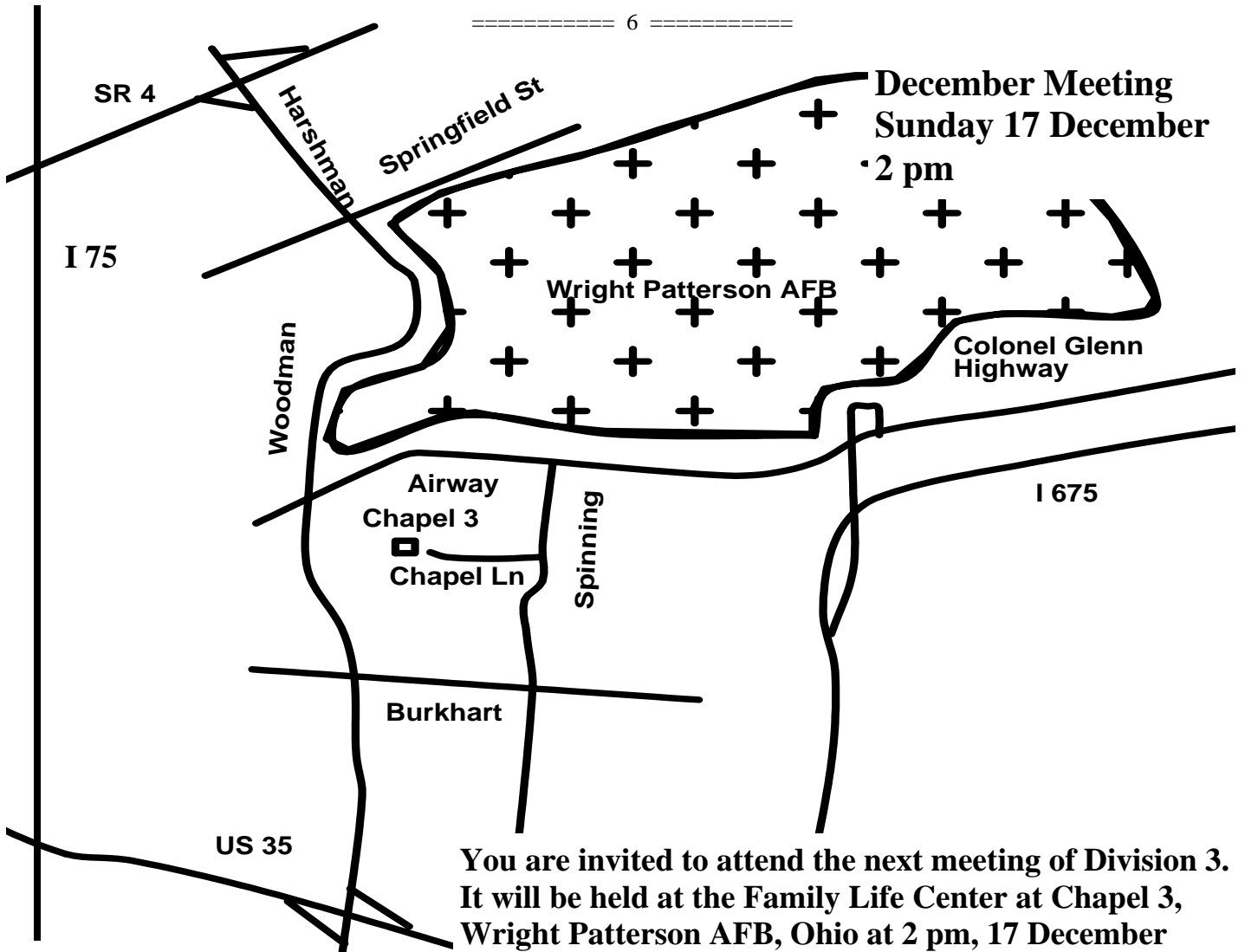
From November 1 through January 31, when you get someone to sign up for a new NMRA membership you'll both come out winners! Each month we'll the draw names of three new members. Those new members and the NMRA members who referred them will each win their own Atlas®, Kato®, Bachmann® or Life-Like® loco.

And even if your friend doesn't bag a prize, as a new NMRA member they'll still come out a winner because they'll have all the benefits of the greatest model railroad organization in the world.

So pass along this sign-up form along to a non-member today! Then start polishing those rails.

OFFICIAL RULES: Contest open to U.S. residents only who are either National Model Railroad Association, Inc. (NMRA) members in good standing on November 1, or individuals who haven't been NMRA members for 2 years or more. Properly completed Membership/Entry forms must be received by 1/31/07 to be eligible. Names will be entered in drawing only after new membership has been fully processed. Renewals for existing memberships will not be credited as new memberships. NMRA officers and directors, paid or contracted NMRA employees and their immediate families are not eligible, nor are contest sponsors and business firms contracted by either the NMRA or those sponsors, their employees and their immediate families. Odds of winning random drawings are dependent on the number of eligible entrants received. Contest void where prohibited by law. No substitution of prizes. Winners must execute an affidavit of eligibility and release, and agree that their names and/or likenesses may be used for advertising/publicity purposes by the NMRA without further compensation, except where prohibited. By participating, entrants agree to these rules and that the decision of the NMRA President in all matters relating to the contest shall be final. Winners' names may be obtained by sending a self-addressed stamped envelope to: NMRA, 4121 Cromwell Rd., Chattanooga, TN 37421.





**December Meeting
Sunday 17 December
2 pm**

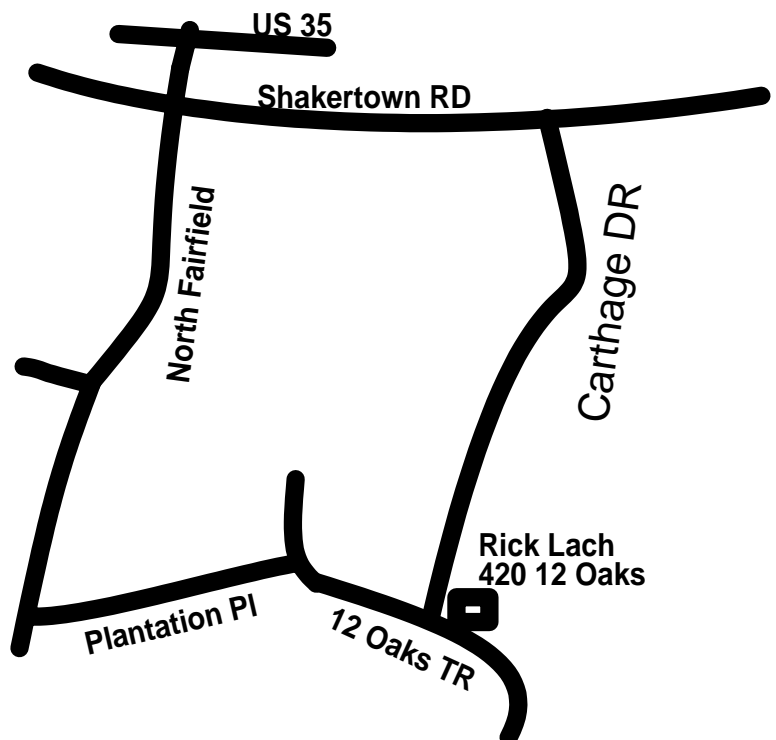
You are invited to attend the next meeting of Division 3. It will be held at the Family Life Center at Chapel 3, Wright Patterson AFB, Ohio at 2 pm, 17 December 2006. Visitors and guests are always welcome.

Board of Governors

The Board of Governors usually meet the first Monday of the month to conduct the business of the Division. Any member may attend and participate in the meeting. Please contact a board member to verify place and time.

Date	Host
8 January	Rick Lach
5 February	Richard Davoust

January BOG
7pm 8 January
Rick Lach
420 12 Oaks
Beavercreek, Ohio



67 Boy Scouts Complete Railroading Merit Badge and Do a Good Turn at November 4 th & 5th, 2006 Division Train Show!

Thirty-three Scouts on Saturday and another thirty-four Scouts on Sunday completed the six-hour class, to bring the total number of Scouts earning the Railroading Merit Badge sponsored by Division 3 of the National Model Railroad Association to 668! These Scouts were from twenty Troops from northern Kentucky to Union City, Ohio. Congratulations to Logan Payne of Troop 268 who on Sunday had the highest grade in the class for the two days and was given a CSX N scale engine and caboose set. Congratulations Steven Cheney of Troop 395 and Sheldon Schwartz of Troop 9 who were awarded N scale engines for their outstanding test scores on Saturday.

The requirements for Railroading Merit Badge were updated in 2004 and the class syllabus has been changed to embrace these new requirements. More emphasis is now placed on Railroad safety and prototype operation. I had collected many different types of rolling stock and motive power in G, O, O27, HO, N, and Z scales to assist in the teaching the class. The Scouts were shown the video used at the 2001 National Jamboree to introduce the Railroading Merit Badge. This is an excellent video produced through the cooperation of Burlington Northern and Santa Fe Railroad, Operation Lifesaver, and the Boy Scouts of America. Through the course of the day, the Scouts worked through eight requirements to complete the merit badge. A few of the Scouts had interest in trains, model railroading or had ridden on a train but the majority of the Scouts had little experience with railroading. The prototype portion of class dealt with the signals and communications used today, whistle or horn signals, car types, unit trains, how the diesel engine works, departmental organization, scale vs. gauge, reading a timetable, and railroad safety. The highlight of the class was the construction of an HO scale boxcar. During lunch and after the class the Scouts could tour many of the model railroad layouts in the Ballarena or visit the vendors at show. I appreciate the cooperation of the layout owners with these newcomers to the hobby who don't fully understand the hobby and it's etiquette.

Probably the single greatest highlight of this class for me was the number of food items the Boy Scouts collected for the Northwest Food Bank in Concord UMC. The summary of items we collected are as follows:

	Saturday	Sunday
Canned Goods	163	123
Boxed Goods	71	80
Miscellaneous food items	41	39
Daily Total	275	242
	Grand total = 517 food items	

Many thanks to the Scouts for doing this Good Turn for those less fortunate.

All of this would not have been possible without the help of the following individuals and businesses:

Don Kriegbaum, and Bruce Bryan, for instructing the Scouts on the cleaning and lubrication of a model locomotive and track cleaning. You ought to see the Scouts eyes when they learned how to pop the top off of a locomotive!

John Edminson for donning his Amtrak uniform in his retirement and teaching the Scouts how to read a timetable, which he and Amtrak provided.

J. Hedge for publishing this article in the Callboard.

Ron Dietrch for donating his back issues of railroading magazines so each Scout could take a couple home.

Jim Higgins from Operation Lifesaver who shared information on railroad safety and provided a safety video and lapel pins and flyers for the class.

Bill Ford who supported the sound system VCR, and videotapes that really enhanced the video presentation for the class.

Bill Garlow and United Christian Church for providing me a sound system and wireless microphone.

(Continued from page 7)

A Phantom modeler for providing RR cars so the Scouts could learn 10 different car types.

John Reck a *great* friend and fellow Scouter from Covington, Ohio, who helped with paper work, kit construction, set up and tear down, and all the little odd jobs. John actually volunteered for each class the division has conducted knowing what he was getting into from previous experience! Quite frankly, I would not have been able to run the class so smoothly without his help and previous experience and I always know with him on board the class will succeed.

Jeff and Kathy Schweinfurth for making arrangements for a video projector to be used each day to show Videotape furnished by Operation Lifesaver and the BSA.

Division 3 Members who helped the boys with the reading of the timetable and kit construction.

Several of the Scout Leaders Richard Baker and Roger Youmans T 148, Leon Bryant T 466, Tammy Siva P68, Greg Siva T362, Brain Warner T61, Joe and Sam Beach T99, James Caprul, Lisa Donigian, and Dolores Casebolt T 71 for help in the administration of the class, construction of the kits or reading of timetables.

Dave Hickenbotham of DLH Locomotive for rustling up HO kits and selling them to us at discount so we do not have to charge the Scouts for the class.

Mary, my wife, for allowing me the time to prepare for and teach the class as well as act as my personal secretary and taking all those messages from Scouts and trying to answer their questions. She also helped me teach the class on Sunday, gather, load and unload the materials needed for the class as well as transport the food donation to the Northwest Food bank.

If you have any Model railroad or railroading items you would like to donate to the next class to be used as gifts for the Scouts that excel please contact me at Jeepfunatic@yahoo.com. With support like this the class can only get better. In trying to thank everyone, I'm sure I missed someone, but that is the chance you take when you try to acknowledge a bunch of great people in our hobby. As you can see we had a good crew and a good time, but the best thing was to over sixty young men learning about railroading and seeing the pride in their faces as they completed their kits and earned the Railroading Merit Badge. Thanks to all of you for your help as well as the Scout leaders and parents that supported this event as it would not have come off without you.

In Service to Scouting and our hobby.....

Kirk Perkins Railroading Merit Badge Counselor
Have a great Holiday!

Date	Location	Program
15 December	Christmas Party	Greene County Historic Society
17 December	Chapel 3 Dayton, OH	Modular/Portable Layouts
2007		
21 January		Theory of Layout Design
18 February		Auction
18 March		