

Call Board

Volume 47 Issue 3

November 2007

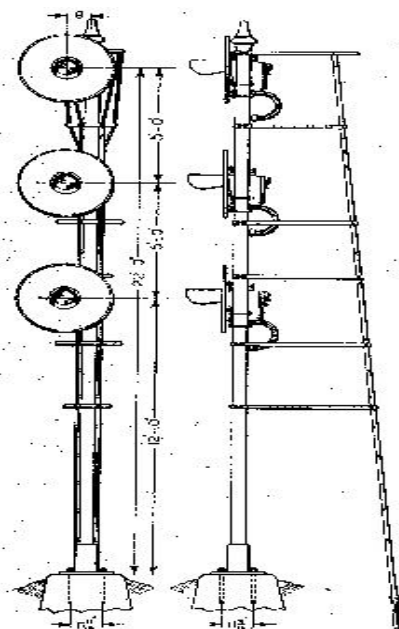
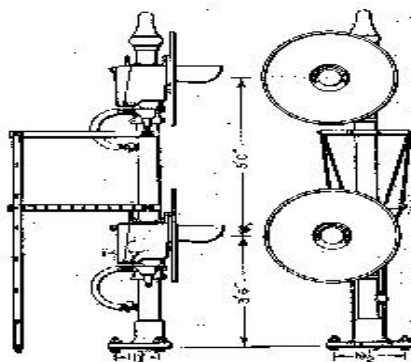
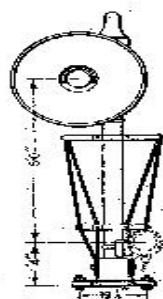
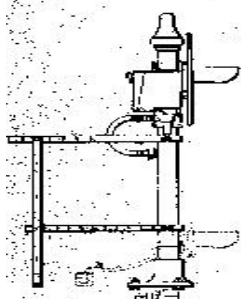
This Month's Program ...

Searchlight Signals

Type SA Color-Light.

SIGNALS

(Signal Co.)



Type SA color-light bracket signals.

The drawings on these pages are not reproduced to a definite scale but are accurately proportioned. Use the measurements shown wherever possible.

If several units are mounted in a straight vertical row, as above, the signal is usually at an interlocking—junctions, crossings, etc. If they are mounted on a diagonal, as below, signal is a block signal, giving four

Continuing our "How to Build a Realistic Layout" series this

month we bring you a former Div. 3 member and true signaling and electronics guru, Dr. Gerry Albers. First we will have a great Video on prototype signals prepared by the New York Central RR. Then Gerry will take us through the clinic he gave at the last national convention. Whether you are new to the hobby or an advanced builder, here's your chance to see and ask questions about this advanced phase of the hobby.

Sunday 2PM November 18th

Chapel 3 (maps inside)

SUPER'S NOTES

Let's Get Rolling

Mixing the old with the new

Model railroading has to be one of the neatest hobbies you can find. As I get to see other people's work and especially their layouts I am amazed at the diversity of their efforts and of the materials that have been offered over the years. From standard gauge to narrow and through all the scales there seems to be a thread. You can use materials from any era in the hobby whether past or present and make it work for you. I like to build old craftsman kits from twenty or thirty years ago. When finished they look just as good as modern offerings and they help me improve my skill level. Folks who visit my layout see them on the bench under construction and wonder where I found them. Like so much of the information we gather in the hobby it's all a matter of "looking around". I find some great old items at the train shows or swap them with other collectors I know. We will have our annual Division auction in February and if you keep your eyes open some of the old time kits go for a song.

Speaking of mixing old and new, how many layouts have you seen lately set in the "transition" era? That was about '45 to '55 depending on the railroad. You could find steam locomotives mixed with the new fangled diesels. I remember as a youngster that we never dreamed the steam engine would be gone. Just "supplemented" by diesels so most of us thought. If you are looking for an interesting era that period is it. There's plenty of information about those times and both commercial diesels and steam power to fit in. I used the 1948 era on my last layout with that kind of mix but decided to do a dual era this time. I use all steam and model 1939 as it was on the Dayton Union Railway. But I also have a compliment of 1st and 2nd generation diesels that we can replace all of the steam with if we want to run the 1959 schedule. Actually the rolling stock did not change that much between those times so the idea seems plausible. I can have my cake and eat it too with that scheme of old or new.

The little steam engine that Couldn't

I have to apologize for the Carillon steam folks who canceled on their steam trains a couple days before our last meeting and after our publicity was out. Some people take commitments in a professional way and others don't. Thanks to Jim Rinehart for filling in with his Colorado RR Restoration talk. John Smith and some other members were able to run a steam loco recently. Let's get him to tell us about it and see if we can do it too.

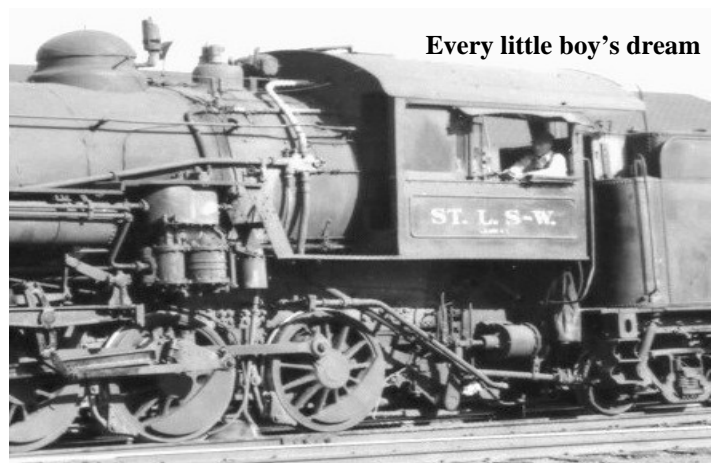
Coming up

Signals are the topic this month. It's advanced in our layout building series but well within everyone's grasp as you will see in the fine New York Central video and digital presentations we have lined up.

I've Been Shopping Again

If you visit some of the local layouts during an operating session you notice the use of Car Cards. The idea wasn't exactly invented here but got "legs" due to local development. Layout owners like Al McClelland and other Division 3 members came up with the final design and then published their methods in the national model press. If you are thinking about an operating scheme you might want to look into car cards. Our Division Company Store has scads of the printed cards for sale. We offer them at a very low price so you can try out the method for very little outlay. We hope to start a national campaign to sell these soon so let us know what you need. There are a number of great items in the Company Store. Contact Brian Petroziello to find out more.

See YOU at the next Meeting
Bob Fink MMR



To be a locomotive fireman, or even better the engineer, seemed to be the ideal job in the old days. Sitting up high in the cab controlling that huge beast, what more of an adventure could you ask for? What we didn't see was that it was a rugged job. Still is and those clean fancy shirts and overalls didn't always come home that way.

September 2007 *\$1, \$3 and \$5 Models*

Place	Model Class 1 - \$1	Model Class 2 - \$3	Model Class 3 - \$5	Photo
First	Richard Davoust	Bob Fink	Richard Davoust	No Contest
Second	Jim Foster			
Third	Rick Lach	Jim Foster		

October 2007 *Cabooses*

Place	Model Class 1 Kit	Model Class 2 Kitbash	Model Class 3 Scratchbuilt	Photo
First	Jim Foster	Phil Gliebe	Jim Foster	No Contest
Second	Phil Gliebe	Jim Foster		
Third	Phil Gliebe			

Division Committees

The Division is looking for people interested in helping in several areas. We need people to help in the following areas:

Train Show - Publicity, Layout Room Management Contact Ray Persing

Finances - Investment Planning Contact Rich Lach

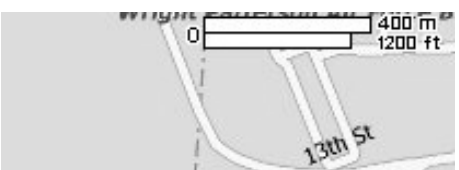
Achievement Program - Contact Bob Fink

Division Elections

Division 3 holds elections every other year for the offices of Superintendent, Assistant Superintendent and Chief Clerk. These officers guide the operation of the Division. The elections will be held in April 2008. If you would like more information on running for any of these offices please contact Superintendent Bob Fink or any other member of the Board of Governors. None of these positions require any qualification other than the desire to help keep Division 3 one of the best in the NMRA.



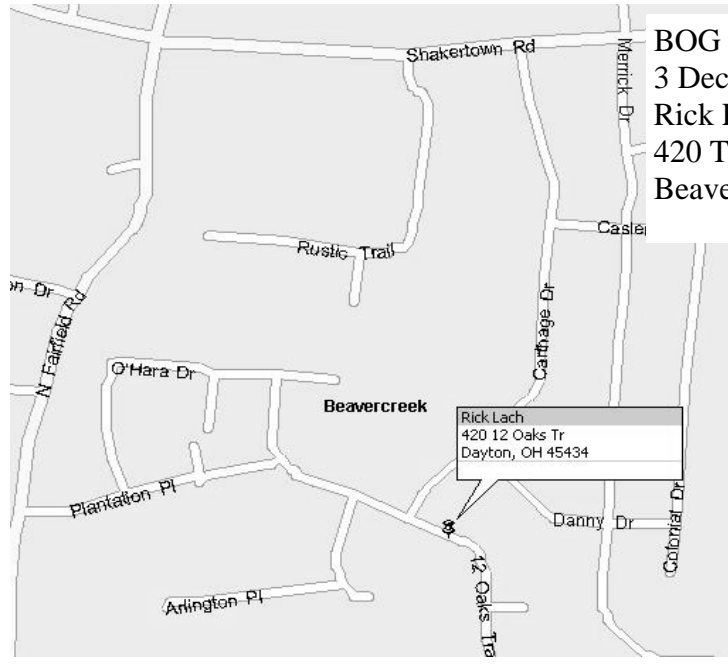
You are invited to attend the next meeting of Division 3. It will be held at the Chapel 3 Family Life Center, Wright Patterson AFB, Ohio at 2 pm, 18 November 2007. Visitors and guests are always welcome.



Board of Governors

The Board of Governors usually meet the first Monday of the month to conduct the business of the Division. Any member may attend and participate in the meeting. Please contact a board member to verify place and time.

Date	Host
3 Dec	Rick Lach
7 Jan	John Smith



BOG
3 December
Rick Lach
420 Twelve Oaks Tr
Beavercreek, OH