

Call Board

Volume 48 Issue 8

April 2009

This Month's Program ...

Operations the way they do it in “The Coal Division”

Bob Weinheimer and his crew down in Charleston, WV in Division 9 have developed an operating plan that runs lots of engines and trains on his Pennsylvania Southern. He'll be here to show us how his operating schemes evolved and give us some great tips and hints.



They do things up big down in the mountains and this is just part of his roster of engines. His group from the “Coal Division” will be putting on the 2010 Spring, MCR convention in Charleston so they will show us some of the features and activities to whet your appetite.

Sunday April 19th 2009 2PM Chapel 3

The special raffle ends this month with the Walther's turntable going to a lucky member. The contest is Passenger Cars.


Division 3 Website: www.modelraildayton.com

SUPER'S NOTES

Let's get rolling...

Were they really the “Good Old Days”?

Al McClelland gave us some insight into the “good old days” of model railroading history at the meeting a few months ago. His 60+ years in the hobby brought out the vast change that has occurred. If you were around then you remember the good things and probably overlook most of the bad. That's the way it is with anything in life I guess. The good part that I remember from those same years was that we always had a place to get together for answers to model railroad questions. For me it was in the old Art Institute HO club and the NMRA national. When the club folded up Lone Eagle started this Division and we had a local tap into the National's resources. Along with the monthly meetings in members homes we always had the hobby shops. Compare that with the twenty four hour source of information on the Internet and you have to admit we “got it made” now.



Here's how we used to operate our trains in “the good old days”. OK, I'm just kidding, but there are some folks who see an image like this when they envision DCC installation or any electrical layout work! It can be daunting to think about starting a new phase of technology but the secret is to get plenty of education on the topic before you begin. Work groups got many of the current local layouts started and they will still prove to work if you'll let us know you want to join or form one. How about a DCC work group? We can pool together people who have DCC up and running and have a monthly work session at their houses to show folks how they did it.

I've asked Merv Hardman to do what he used to do and see if he can get a DCC workgroup started. You have to come forward and tell him you are interested. While we are at it let's have him set up a Work Group Central to see if existing groups can be promoted and expanded and maybe get a few more started. Are you interested or is this just another of my whacky ideas???

The Special Raffle

Have you seen the Walther's turntable kit Phil Gliebe has put in the Special auction? It's a dandy model and worth a try.

The Special Project

We are going full blast into a special project of V&O gondola kits. Greg Heeter has done the work to get a really nice product for us and at a good price. We'll offer these kits to you first and then go nationally and globally across the internet. It's the first time Al's gondolas have been marketed so we expect the collectors to jump in. We may have the cars for the next meeting???. Keep in touch.

Don't miss any of the upcoming programs!

See YOU at the next Meeting.

Bob Fink MMR

Sharpening Your SKILLS

AP Program News...

The whole concept of the Achievement Program is based on improving your skills and getting recognition for it. To make the program work we have to offer you a chance to show your work and you have to come forward and participate. We'll do our part each month by offering a popularity contest and even a "show and tell" table to get you started. As your skills advance you can join us in the Achievement Program (AP).

New Type of Contest is Coming!

A really Hands-On Contest

A new type of contest for Division 3 members is in the works. The idea is to give every attendee at the monthly meeting a plan from which to build a model. The model will then be built over the next 8 weeks. Everyone will build the same project. Cost will be minimal or it will be able to be built out of items you already have.

The project will be judged on the basis of execution since it will be the same for everyone. Judging will be based on popular vote. An additional contest category is being created so points can be earned for the year's total

Bruce Albright initiated the idea when he found a number of plans and brought the idea to the Board of Governors. Bruce will present an article in the Callboard to further define the deal. He will be providing the plans.

The usual contest categories will remain in effect. Members will be given a copy of the plan for the first project at our **next meeting**. The judging will be at the **June meeting**

This will be a great opportunity to compare your skills while you sharpen them. Enjoy the camaraderie; enjoy the fun; enjoy the model on your layout or future layout when you complete it and compete with it

Tom Sorauf Contest Chairman

The monthly contest setup ...

We have three categories each month. You can enter Scratchbuilt, KitBashed, or just plain Kit built. This allows anyone to enter anything they are proud of and at any skill level. Judging is by popular vote but if you wish to have your model judged by NMRA rules for the Achievement Program, we will make arrangements for you "on the spot".

Contest Schedule...

April Passenger Cars **May** Diesel Locomotives **June** Steam Locomotives

March 2009 - Freight Cars				
	Kit	Kit Bashed	Scratch Built	PHOTO
First	Jim Foster	Jim Foster	No entries	Dave Decker J. Hedge
Second	Bob Knapp	Wil Davis		J. Hedge Dave Decker
Third				Dave Decker J. Hedge

Aid to our Members....

Let's build some scratch builders!

Ever notice how few people enter scratch built models in our monthly contests? The same few people are the perpetual winners! You say you'd like to enter that elite group but your skills are about like mine (my last attempt, in 1956, was an O scale reefer which couldn't negotiate my Lionel 0-27 curves). Don't want to be embarrassed? Remember, you have to build your skills from the bottom up. Since our contests are usually judged by popular vote, choosing what to build can be more important to winning than how you built it. It's going to take a long time to build the skills to construct a TT gage Erie Triplex from scratch. Fear not, you've come to the right place, Div 3. We have a plan!!!

Our former Super, John Smith, elected to purge his duplicate copies of Model Railroader by putting packs of 50+ year old issues up for sale at our last auction. I bought them. As I thumbed thru them one thing jumped out, each issue included articles on scratch building structures and/or rolling stock, including the "Dollar Car" series. The degree of complexity varied greatly. Most of the plans were for things that could be worked into most of our layouts.

The plan:

1. Copies of a specific plan or construction article will be provided at a regular monthly general meeting, commencing in April.
2. Everybody will be building the same thing. The scale is up to you.
3. You will have two months to build your model.
4. Initially, the plans will be very simple, allowing the rookies a chance to compete with our "pros".
5. Judging will be by popular vote.
6. We will alternate between structures and rolling stock.
7. This will be in addition to our already announced monthly contests.
8. How often we have this contest and how involved it gets will depend on acceptance and participation by our members.
9. Initially I will be providing the plans and Tom Sorauf will run the contest.
10. Comments and suggestions are welcome.

Bruce Albright
Membership Chairman

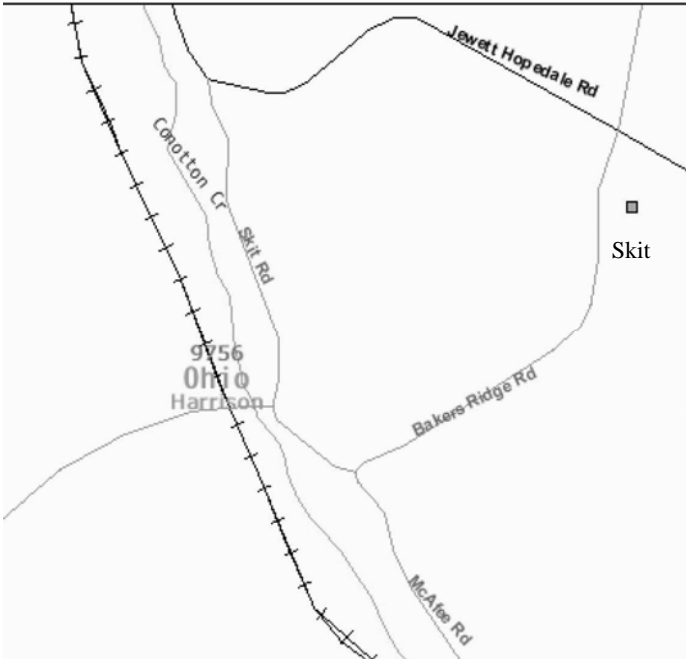
For Sale by Owner:
 Cleaning out the basement and need to move the following.
 Proto 2K FA2 & FB2 Great Northern Brown Box, like new \$60 for the pair
 Proto 2K E7 Wabash, test run only, blue box \$50
 Proto 1K PRR C-Liner, new \$35
 AHM GG1, Silver, has been run some \$35
 Bachmann Spectrum F40 PH II new \$22
 Brass Alco Products RS1, Unpainted, slight tarnish. Trucks and fuel tank appear to be painted black.
 Original box and packing \$90
 Brass Hallmark Models FM H-10-44 Bard Brass, had been painted, but very clean. Has KD couplers, foam is not original. \$70

Wil Davis, (wdavis5069@earthlink.com) (937) 237-7919

The Skit Creek Branch of the Sandy River Railroad

By J. Hedge

Skit, Ohio is located in Harrison County Ohio in the Conotton Creek Valley. The source of the name is lost in history. Rumor has it that the settlers were from Germany and eastern Europe and the name had some meaning to them. They also referred to Conotton Creek as Skit Creek since its' source is near Skit.



about completely logged off. The clear cut methods used did not leave much behind to control the run off from the hills into what was then Skit Creek.

One spring was particularly rainy and the creek started to be blocked by driftwood and mud washed off of the hills. As the water continued to rise many of the farmers became worried about their livestock and belongings in the low lying barns. The farmers started fashioning rafts from their barn doors and empty barrels. This allowed them to save many small animals and tools from the flood. However many rafts were lost when the drift dams broke up and the creek started rapidly flowing.

I was in this area while following the old PRR Panhandle route through Jewitt and Scio. Skit is located along the Wheeling and Lake Erie near Pittsburgh Junction. The area is dominated by small farms. At other times it had been a logging and coal mining area.

My Skit Creek Branch starts at Needless yard and runs near Skit and ends at Thisis Mine. Skit is home to the Skit Brick Company and the Subb limestone quarry. There are also other small industries with rail service.

While exploring the area around Skit I noticed several barns with what looked like large canoe paddles hanging on the doors. I first thought that these might be canoe liveries but they seemed to be quite a distance from the creek and there were no canoes in sight. When I finally stopped to take a picture of one of these barns I was approached by the owner who explained why the paddles were on the barn doors.

In the late 19th century, this area was just



A local woodworker watched what happened and figured that if the farmers had paddles available they might be able to control the rafts and guide them to safety. He started producing oversize paddles and

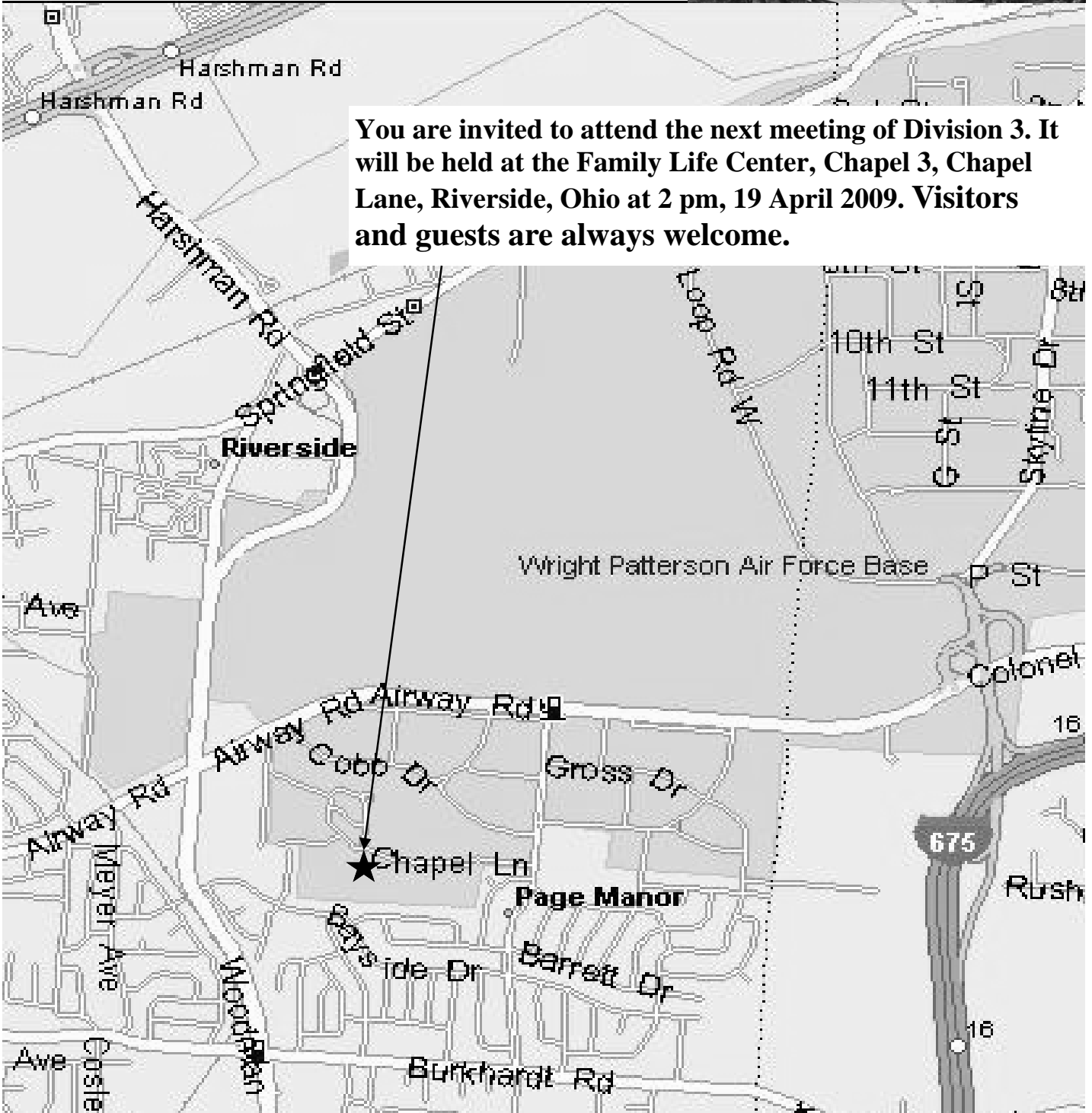

(Continued on page 6)

(Continued from page 5)

selling them to the farmers. The farmers stored them on the barn doors so that they would be handy for the next flood.

The next spring flooding proved to be just as bad. The paddle equipped farmers were able to save more of their belongings than the unequipped. The paddle maker managed to do a good business until the hills recovered and the floods stopped. The farmers that still have paddles on their barns are ensuring that they will never be up Skit Creek without a paddle.

Skit Creek Paddle Company



You are invited to attend the next meeting of Division 3. It will be held at the Family Life Center, Chapel 3, Chapel Lane, Riverside, Ohio at 2 pm, 19 April 2009. Visitors and guests are always welcome.